

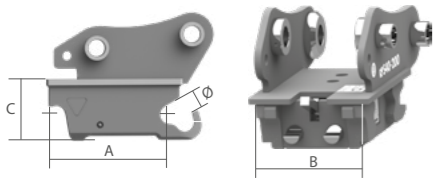
- PATENTED
- APPROVED SWISS MARKET
- HB400



NB: AT THE TIME OF ORDER, PLEASE NOTIFY THE VOLTAGE OF THE ELECTRICAL SYSTEM (12-24 V)

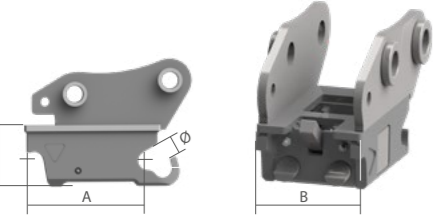
THE S NORDIC SYSTEM **REVERSIBLE** QUICK COUPLER ENABLES THE FAST LOCKING AND UNLOCKING OF THE ATTACHMENT TOOLS CONSIDERABLY REDUCING THE TIME FOR THEIR REPLACEMENT. HB400 SIDE PLATES. THE MECHANICAL VERSION IS PROVIDED WITH A SEMI-AUTOMATIC SYSTEM THAT REQUIRES THE MANUAL INTERVENTION WHEN THE TOOL HAS TO BE RELEASED. THE LOCKING OF THE NEW TOOL IS AN AUTOMATIC OPERATION. IN THE HYDRAULIC VERSION, WITH ITS **DOUBLE ACTION** SYSTEM, ALL THESE FUNCTIONS ARE MANAGED DIRECTLY FROM THE CAB.

MECHANIC SEMI-AUTOMATIC

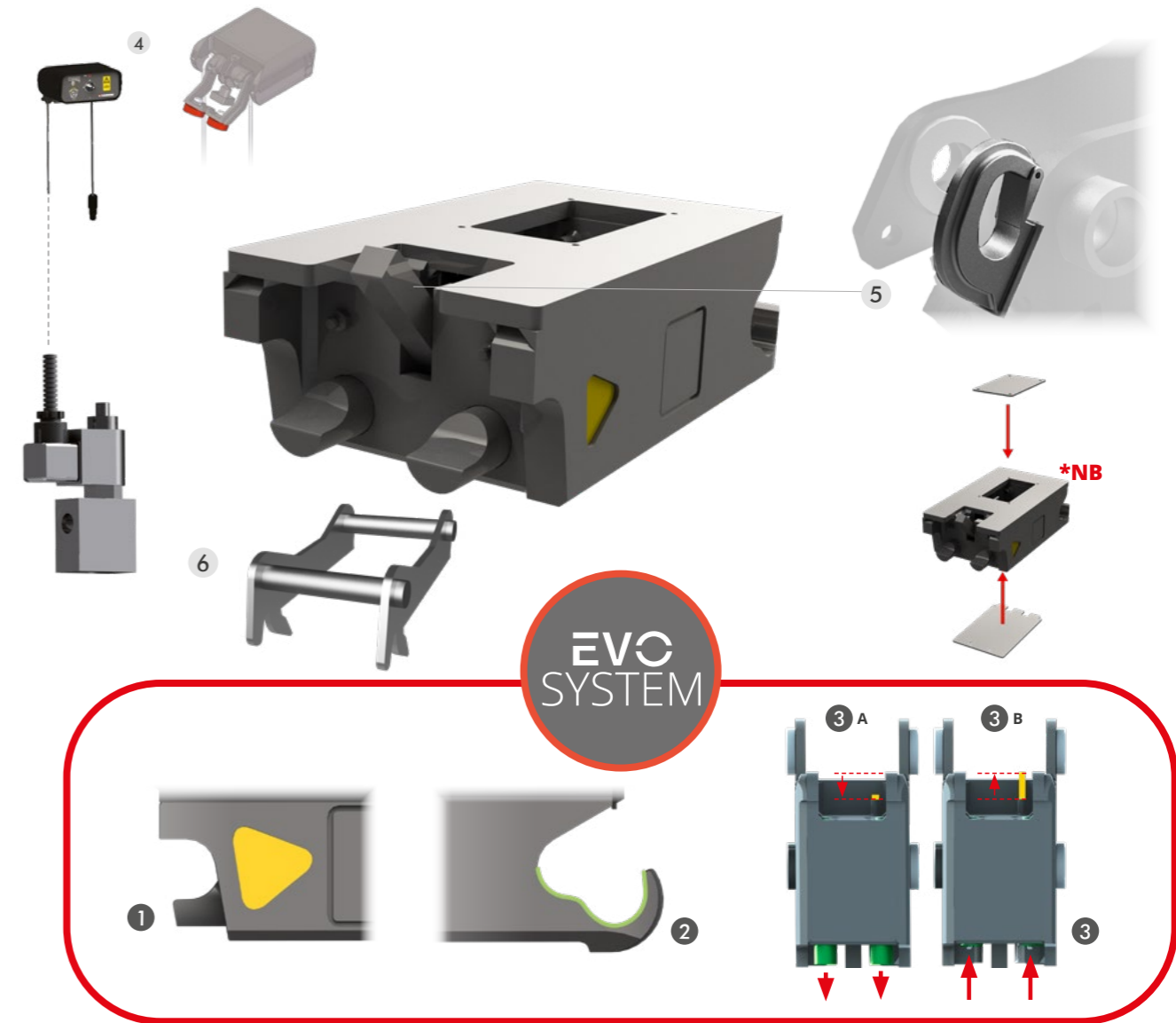


TONS (LB)	0,6 - 2,5 (1323 - 5512)		2,5 - 6,0 (5512 - 13228)	
MOD.	S30-150	S30-180	S40-200	
A MM (IN)	200 (8)	230 (9)	300 (12)	
B MM (IN)	150 (6)	180 (7)	200 (8)	
C MM (IN)	85 (3,3)	85 (3,3)	117 (4,6)	
Ø MM (IN)	30 (1,2)	30 (1,2)	40 (1,6)	
W/O COUPLER	KG (LB)	11 (24)	14 (33)	28 (62)

HYDRAULIC DOUBLE ACTION



TONS (LB)	0,6 - 2,5 (1323 - 5512)		2,5 - 6,0 (5512 - 13228)		6,0 - 12,0 (13228 - 26455)		12,0 - 18,0 (26455 - 39683)	
MOD.	S30-150 D.E.	S30-180 D.E.	S40-200 D.E.	S45 D.E.	S50 D.E.	S60 D.E.		
A MM (IN)	200 (8)	230 (9)	300 (12)	430 (17)	430 (17)	480 (19)		
B MM (IN)	150 (6)	180 (7)	200 (8)	290 (11)	270 (11)	340 (13)		
C MM (IN)	85 (3,3)	85 (3,3)	117 (4,6)	138 (5,4)	141 (5,5)	163 (6,4)		
Ø MM (IN)	30 (1,2)	30 (1,2)	40 (1,6)	45 (1,8)	50 (2)	60 (2,4)		
W/O COUPLER	KG (LB)	12 (26)	15 (33)	29 (64)	72 (159)	70 (110)	112 (247)	
MAX	BAR (PSI)	250 (3626)	250 (3626)	250 (3626)	250 (3626)	250 (3626)	250 (3626)	



STANDARD TECHNICAL FEATURES

- "SAFE CHECK" SIDE COUPLING INDICATOR**
THE 'SAFE CHECK' SIDE INDICATOR ALLOWS THE QUICK COUPLER'S FULL CONTROL OVER THE ADAPTER. IT PERMITS TO CHECK IF THE QUICK COUPLER IS IN THE RIGHT POSITION TO ENSURE CORRECT COUPLING ONCE THE PINS ARE OUT.
- FORK'S DOUBLE PROFILE**
NEW DOUBLE CRADLE PROFILE CREATE A GREATER OBSTACLE TO THE ACCIDENTAL FALL OF THE TOOL.
- VISUAL MARKER OF THE COUPLING CONDITION**
THANKS TO THE VISUAL MARKER ON THE COUPLER, THE DISPLAY OF THE COUPLING CONDITION IS EASY AND IMMEDIATE:
A LOCKED PINS **B** UNLOCKED PINS

***NB: THE QUICK COUPLER IS SUPPLIED AS STANDARD WITHOUT UPPER AND LOWER COVERS. UPON REQUEST IT CAN BE SUPPLIED COMPLETE WITH UPPER AND LOWER CARDS.**

OPTIONAL

- HYDRAULIC INSTALLATION KIT**
WITH THE HYDRAULIC QUICK COUPLER THE INSTALLATION KIT CAN BE PROVIDED, INCLUDING SOLENOID VALVE AND ELECTRIC SWITCH WITH MAGNETS TO EASILY PUT IT INSIDE THE CAB
- LIFTING HOOK**
UPON REQUEST, A LOADING HOOK WILL BE FITTED, COVERED WITH AN APPROVAL ON THE CONFORMITY DECLARATION OF OUR PRODUCT.
NB* THE LIFTING CAPACITY OF THE HOOK IS ADJUSTED ACCORDING TO THE SUPPORT TO WHICH THE HOOK IS APPLIED. THIS CAPACITY IS INDICATED IN THE PRODUCT'S OWNER'S MANUAL.
- S ADAPTER**
THE ADAPTER APPLIED TO ANY TOOL ENABLES THE COUPLING WITH THE S QUICK COUPLER.